

In Music, the way a song or musical piece is organized is called **form**. We often use letter names to show how the piece is organized. Let's review the form of a couple of familiar songs. Press on the ? to see the form.

2
 Rain, rain go a - way come again a-nother day.

Little children want to play. Rain, rain go a - way.

Twinkle, Twinkle Little Star

Pull

Twinkle, twinkle, lit - tle star, how I won - der what you are!

The first line of musical notation is on a treble clef staff with a common time signature (C). It contains eight measures of music, each with a single quarter note. The notes are: C4, D4, E4, F4, G4, A4, B4, and C5. The lyrics are written below the staff, with hyphens under 'lit - tle' and 'won - der'.

Pull

Up a - bove the world so high, like a dia - mond in the sky.

The second line of musical notation is on a treble clef staff with a common time signature (C). It contains eight measures of music, each with a single quarter note. The notes are: C4, D4, E4, F4, G4, A4, B4, and C5. The lyrics are written below the staff, with hyphens under 'Up a - bove' and 'dia - mond'.

Pull

Twinkle, twinkle, lit - tle star, how I won - der what you are!

The third line of musical notation is on a treble clef staff with a common time signature (C). It contains eight measures of music, each with a single quarter note. The notes are: C4, D4, E4, F4, G4, A4, B4, and C5. The lyrics are written below the staff, with hyphens under 'lit - tle' and 'won - der'.

Listen to the sound of a watch or an analog clock. What sound does it make? As the second hand moves tap the steady beat.



A clock's "Tick Tock" is perfectly regular just like our steady beat.

Let's watch this orchestra play a piece called
[The Syncopated Clock](#)
by Leroy Anderson.
Try and listen to the "tick tock" sound.
Try and hear the form of this piece.
Is there a section that repeats or comes back again?



Discussion

How does the composer make the song sound like a clock?

Press to reveal.

Does the clock's "tick tock" always stay steady?

Press to reveal.

How many different sections were there in the song?

Press to reveal.

Did any section come back again?


Press to reveal.

There are 3 main sections in The Syncopated Clock.
Let's take a closer look to hear how each one is different.

Clock A



Clock B




Clock C



Clock A



1. Listen to Section A of the Syncopated Clock.
2. Is the style of this section smooth and legato OR short and staccato?
3. Are the dynamics forte or piano?
4. As I play it a second I'm going to give you a scarf so you can move around the classroom with it to show me if you thought this section was smooth/legato and forte/piano.



Press on **Clock A** to hear this section. On your handout you will circle the best answer for the following questions:

Dynamics

softest.....loudest

p *mp* *mf* *f*

Style

short detached notes.....long smooth notes

staccato


legato

Clock B



1. Listen to Clock B of the Syncopated Clock.
2. Is the style of this section smooth and legato OR short and staccato? Are the dynamics forte or piano?
3. As I play it a second show me with your scarf how this section is different from Clock A.

Clock B



Press on **Clock B** to hear this section. On your handout you will circle the best answer for the following questions:

Dynamics

softest.....loudest

p *mp* *mf* *f*

Style

short detached notes.....long smooth notes

staccato

legato

Clock C



1. Listen to Clock C of the Syncopated Clock.
2. Is the style of this section smooth and legato OR short and staccato? Are the dynamics forte or piano?
3. As I play it a second show me with your scarf how this section is different from Clock A and B.

Clock C



Press on **Clock C** to hear this section. On your handout you will circle the best answer for the following questions:

Dynamics

softest.....loudest

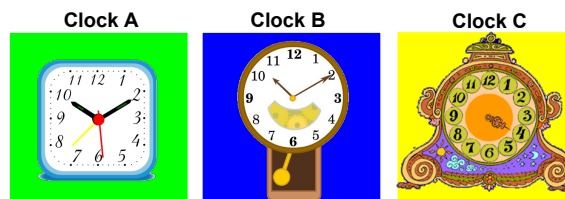
p *mp* *mf* *f*

Style

short detached notes.....long smooth notes

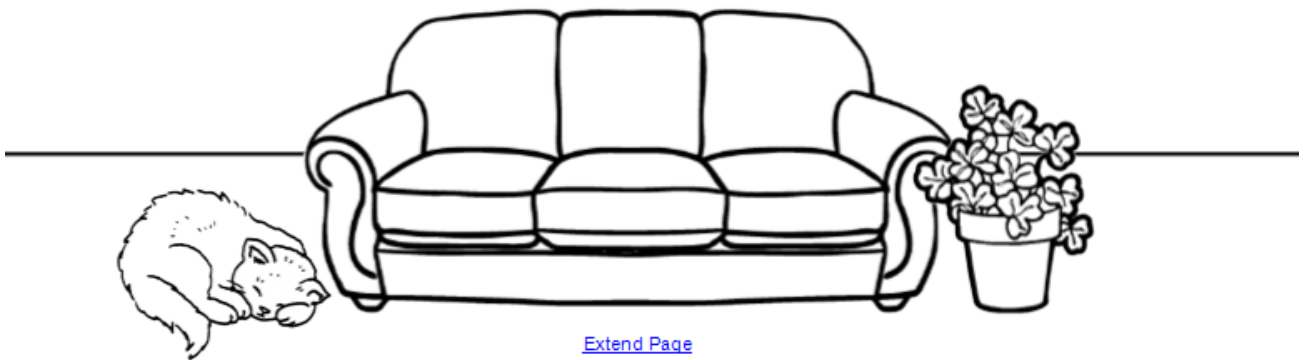
staccato

legato



Now that we've taken a closer listen to the different parts of The Syncopated Clock, let's figure out how the whole song is organized. First we have to cut out the pictures of the clocks on the next handout to get ready. Make 3 neat piles. I'll also give you back the livingroom picture you coloured.






[Extend Page](#)


As the music is playing place the correct picture
on your desk in the order you hear it.
Press the clock below to begin.



Glue the clocks in order on this living room wall.
Colour your picture if you wish.




Here is how the song is organized.



A song that has a section of music that reoccurs, with other sections in between is called a **rondo**.

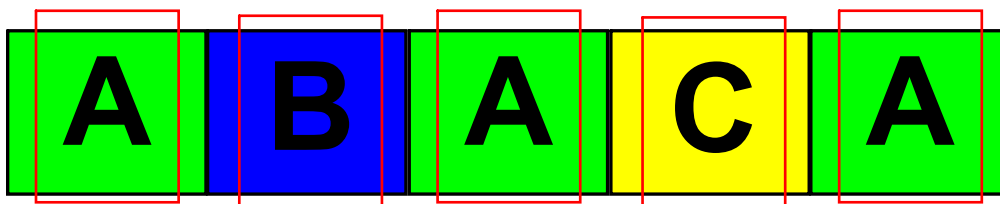
The Rondo Hamburger





As the video showed, one form that music can be organized in is called *rondo*. In rondo form, a section of the music returns and is repeated. We can label the sections of music like we label patterns in math. The pattern below shows that section **A** is repeated several times with new sections in between.

Click below to see and hear an example.












Name: _____

Rondo Composition

You and 2 friends will compose a rondo.

1. Each of you compose a rhythm pattern for 4 bars of music with 4 beats in each bar. Remember, it is good to end with a ta or ta-a.
2. Decide whose rhythm patterns will be the A, B, C of the rondo.
3. Rewrite the rondo on the bigger paper.
4. Practice performing the rondo.
5. Perform the rondo for the class.
6. Add a melody to your rhythm pattern. Use low la, sol, d, r, m, s, l, high d
7. Remember, it is good to end on d.

4 	

Rondo Composition

Composed by: _____

A

4 ♥	

B

C

Rondo Composition

Composed by: _____

The page contains 20 horizontal lines for musical notation, arranged in five groups of four lines each. Each group of four lines is separated by a larger gap from the next group, providing space for writing musical notation.

Attachments

Clock 1.jpg

Clock 2.jpg

clock 3.jpg

Clock Cut Outs.docx

Syncopated Clock Handout.docx

The Syncopated Clock Handout 2a.docx

The Syncopated Clock A.mp3

The Syncopated Clock B.mp3

The Syncopated Clock C.mp3

Rondo Composition2.docx

rondo composition.docx

Full Rondo Composition.docx