




Sound Bank

This chart can be replicated in a larger format, such as chart paper and posted in the classroom as a reference. It should list the basic sounds the students have explored in Lesson 1 Vocal, 2 Body Percussion, 3 Non-Pitched percussion instruments, and 4 Found or Environmental instruments. The chart can include a symbol which can be created to provide a visual image for each sound.

Sound Source	Sound Description	Symbol
Voice	Singing voice	e.g. 
	Speaking voice	e.g. 
Body Percussion	Clapping	e.g. 
	Patsching (patting thighs)	
	Snapping fingers	
	Tapping (head, shoulders, etc.)	
Non-Pitched Percussion	(The list of instruments will depend on what exists in the classroom)	
	e.g. maracas	
Found Sounds	(The list of “found instruments” will depend on what has been created by the students in Lesson 4)	
	e.g. chairs	